

# RESPOND 10

**Pass out leaflets and a handful of game tokens or bingo chips to each kid.**

**Let's tear and do the square!**

1. Place a familiar object inside a bag to hide from sight. This can be a general supply like a marker, or a household supply like a spoon or napkin.
2. **Asking questions is a good thing! Let's read the questions on your leaflet square.** Read the questions with the kids. Point out the picture clues.
3. **I have an object inside this bag. You can each take a turn to ask one question from your square to help find out what's in the bag.**
4. Have kids keep track of which questions have been asked by placing a token on each question once it's read aloud.
5. Answer each question with a generous amount of information.
6. Invite kids to guess what's in the bag.
7. Repeat the game by placing a new object in the bag if time allows.
8. **Why is asking questions a good thing?**

# LAUNCH 10

**Circle up with kids for a quick review.**

**Our theme for today was believe. Ten disciples wanted Thomas to believe that Jesus was alive. Thomas had some questions about Jesus. Raise your hand if you asked a question about the church season or the Bible story today. Asking questions is a good thing. Did Thomas finally believe that Jesus had come back?** Take time to hear kids' responses.

**Pass out leaflet panels and markers.**

Invite kids to ask questions about the season, story, or church. Share your plan to give leaflets to someone in church for answers. Offer assistance to kids who may need help writing or spelling. **When you are done writing your question, you can draw a question mark in the open space. I wonder what answers we'll have next time!**

**Send kids out.**

Gather kids in a circle. **We celebrate Easter peace by passing the peace to each other. Give the person next to you a high-five. Say, "Peace be with you."**

Pray together: **Dear God, thank you for allowing me to ask questions. Thank you for sending Jesus to be with me always. Thank you for peace. Amen.**

Thank kids for asking great questions today. Remind them of the Family Square on the other side of the leaflet.

# Thomas Believes

**BELIEVE • EASTER 2 • YEAR A**

**TODAY'S READINGS**

**Acts 2:14a, 22-32 Psalm 16 1 Peter 1:3-9 John 20:19-31**



## What is happening in this story?

Jesus appearing to his disciples immediately follows the Easter story in John. Thomas plays an important role. Traditionally cast as the doubter, we can understand Thomas as a follower of Jesus with some questions. Because he was not there when Jesus appeared to the others, Thomas had a hard time believing it was true. To believe, he needed to see and touch Jesus' wounds. Jesus gives Thomas exactly what he says he needs. Jesus' actions answer Thomas's questions. Thomas responds in faith, "My Lord and my God!"

## Why does this story matter for kids?

Kids of all ages know what it is to be afraid or anxious about what will happen next, so they can grasp why the disciples in the locked room were scared and confused. They can identify with Thomas because they understand the need to question. Many may have questions about this story. Encourage them to ask! It is important for kids to know that Jesus encouraged questions in his teaching and storytelling. Critical thinking can be an important part of believing and growing in faith.

## What is the lectionary connection?

During the 50-day season of Easter we explore many stories of Jesus appearing after he was resurrected. All of those stories include someone who does not recognize him right away. Thomas is not the only believer, then or now, to have questions.

## AGE LEVEL TIP

Give kids time to share how they celebrated Easter Sunday last week. Sharing stories helps them think about Easter and get ready to listen and receive new information during your time together.



## GENERAL SUPPLIES

- Glue sticks
- Markers

## LESSON SUPPLIES

- Scarves or towels
- Household objects
- Paper bag
- Game tokens or bingo chips
- Feathers

**WHIRL SUPPLIES • WHIRL STORY BIBLE • DVD • WALL CHART • LEAFLETS**



## Do some kids arrive early? Try this.

Hide feathers throughout the room. Invite kids to count how many they can find. Remind kids to leave the feathers where they are so others can count them, too.

## Invite kids to gather near the Wall Chart.

Point out the season and color. **Even though we celebrated Easter last week, we are still in the season of Easter. During the season of Easter, we remember how Jesus came to bring peace. Even when we're feeling afraid, Jesus is still with us, taking care of us. Knowing that Jesus is always with us gives us peace! Let's cover the wedge with something peaceful.** Invite kids to glue a few feathers to the wedge as a symbol of peace.

Have kids stand in a circle. **We can celebrate Easter peace by passing the peace to each other. Give the person next to you a high-five. Say, "Peace be with you."**

## Pass out leaflets and markers.

Invite kids to write their names on the leaflet. **This is the second Sunday in the Easter season. The story we read today happened shortly after the events**

**of Easter.** Point to the characters on the leaflet. Have kids identify each character out loud (Jesus, Thomas, Bible time kid and woman, Clara, Otto). **In today's story, someone surprises the disciples by showing up inside their room! Circle who you think the surprise guest may be.** Collect leaflets until Respond.



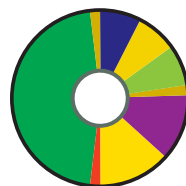
## Gather kids around the screen where you'll watch the video.

Today's theme is **BELIEVE**. Sometimes we have questions to ask before we believe something is true. Watch what happens when the characters have questions in our video.

View "Any Questions?"

Ask kids these questions about the video.

- What were Ada, Clara, Monty, and Jax trying to do?
- Why did Victor try to stop his friends from asking questions?
- Could you really get in trouble at church for asking questions?
- What would you do if you had a question about something you heard at church?



## Pass out Whirl Story Bible Samplers to kids.

**Let's find our story today!** Open your Bible Sampler with kids to "Thomas Wonders". Start by pointing out the graphics that show the butterfly in the yellow circle for the Easter season. Before you read, invite kids to look for 10 frightened disciples, Jesus showing his hands, and happy Thomas.


Read the story and Ada and Otto's questions and comments on each page.

## Ask these questions after you read the story.

- Who appeared in the room with the 10 disciples?
- What would you have done if you were in the room when Jesus appeared?
- Why do you think Thomas wanted to touch Jesus?
- Does Jesus talk about us in the story? Where?

## Play together!

Help kids arrange chairs in a circle. Invite kids to wear scarves or towels as Bible time costumes. **Let's act out the story. The chairs represent the room where the disciples were.** Choose volunteers to play Thomas and Jesus. Everyone else is a disciple. Read the story while the kids act it out.



## BIBLE BIT

According to the Gospels and Acts, Jesus appeared 12 times to various-sized groups of people after his resurrection! Two of the 12 appearances are recorded in this story.

## WATCH IT AGAIN

If you want to watch the video again, point out that the characters go to Pastor Donna with their questions. Pastors know many things. Asking your pastor questions is a good thing!

## OUR CHURCH

Invite a pastor, elder, long-time member, or other church volunteer to visit your class. Ask the visitor to tell stories about the church. Invite kids to ask questions.